





We supply galvanised and self colour tube in all sizes to compliment our tubeclamp range.



 101 Short Tee A B C D E	 A101 Add On Short Tee C D	 104 Long Tee A B C D E	 116 3 Way Through A B C D E	 A116RH Right Hand Level To Sloping Down Side Outlet Tee (30° to 45°) C D	 A116LH Left Hand Level To Sloping Down Side Outlet Tee (30° to 45°) C D	 119 2 Socket Cross A B C D E	 122 Acute Angle Elbow (30° to 45°) C D	 A122 Acute Angle Elbow (11° to 30°) C D
 BC123 Swivel Elbow B C D	 124 Variable Elbow (15° to 60°) B C D	 A124 Variable Elbow (11° to 30°) C D	 125 2 Way Elbow (90°) A B C D E	 128 3 Way Elbow (90°) A B C D E	 A128RH Right Hand Level To Sloping Down Side Outlet Elbow (30° to 45°) C D	 A128LH Left Hand Level To Sloping Down Side Outlet Elbow (30° to 45°) C D	 129 Adjustable Tee (30° to 60°) B C D	 130 Adjustable Cross (30° to 45°) B C D
 131 Wall Flange A B C D E	 132 Railing Base Flange A B C D E	 133 Plastic End Cap A B C D E	 134 Ground Socket B C D	 135 Clamp On Tee A B C D E	 136 Metal Drive in Plug A B C D E	 138 Gate Eye A B C D	 140 Gate Hinge A B C D	 141 Railing Horizontal Side Support B C D
 142 Base Flange & Intergrated Toeboard C D	 143 Handrail Bracket A B C D	 144 Railing Side Support (Vertical) B C D	 145 Offset Railing Side Support (Horizontal) B	 146 Side Palm Fixing B C D	 147 Internal Swivel Tee B C D	 2No = 1 pair 148 Short Swivel Tee Normally Used In Pairs A B C D E	 149 Sleeve Joint A B C D E	 150 Internal Joint B C D
 151 Angle Base Flange (11° to 30°) C D	 A151 Angle Base Flange (30° to 45°) C D	 152 Base Flange (0° to 11°) C D	 153 Short Tee (0° to 11°) C D	 154 Elbow (0° to 11°) C D	 155 Long Tee (0° to 11°) C D	 156 2 Socket Cross (0° to 11°) C D	 158 4 Way Cross A B C D E	 160 Clamp On Crossover A B C D E



The DDA Range
 Designed to satisfy the requirements of Part 'M'
 of the Building Regulations 2004

Fitting	Tube size \varnothing	Nominal bore of tube	
		Metric	Imperial
A	26.9mm	20mm	3/4"
B	33.7mm	25mm	1"
C	42.4mm	32mm	1 1/4"
D	48.3mm	40mm	1 1/2"
E	60.3mm	50mm	2"

**Next day, nationwide delivery service
 on all tubeclamp orders made before 2pm**

116 Burcott Road, Avonmouth, Bristol, BS11 8AF

BARRETTSTEEL.COM | SOUTHWEST@BARRETTSTEEL.COM
 0117 3165 400

Photographs courtesy of Bougourd and Harry Limited, authorised distributor of Tubeclamps in Guernsey

